



# Modular Building Solutions for Energy Projects



Workforce Accommodation Camps



Project Site Offices & Amenities



Modular Operational Buildings



# Start-to-Finish Solutions

ATCO Structures specialises in the design, engineering, manufacture, and installation of turnkey modular buildings for permanent or temporary use in accordance with the National Construction Code and Australian Standards. We have a solid reputation for delivering modular solutions and associated services throughout Australia on time and within budget.

ATCO products and services are:

- » Australian design, engineering, and manufacture
- » Flexibility to rent or purchase
- » Complete turnkey service
- » Environmentally certified
- » Efficient project delivery

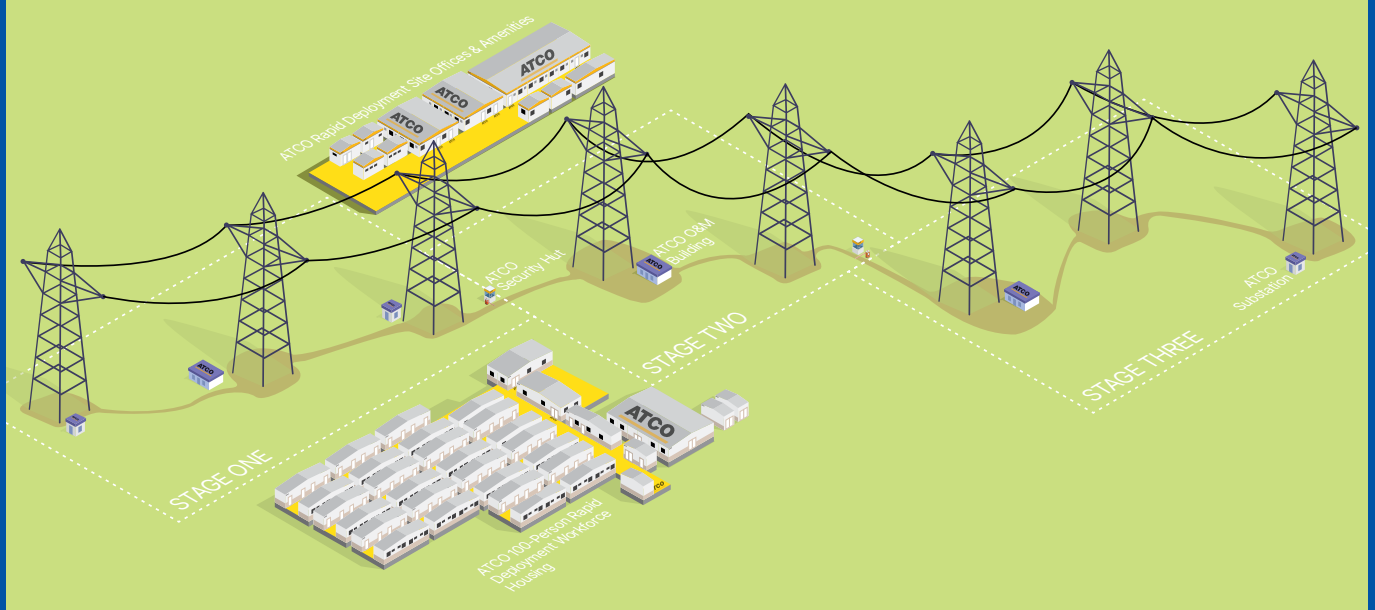


## Project Site Offices & Amenities

From overflow offices to construction compounds ATCO's temporary buildings are scalable and can be arranged in multiple configurations to suit the needs of your project. Whether you are renting or purchasing we have one of the largest fleets in Australia ready and available for rapid deployment.

- » Single offices
- » Office complexes
- » Multi-storey office complexes
- » Lunchrooms
- » Change rooms
- » Bathroom amenities
- » First aid rooms
- » Storage rooms
- » Classrooms

## Transmission Line Construction







## Modular Operational Buildings

Modular construction enables the look, feel, and performance of traditionally constructed buildings with shorter building schedules, flexibility, and scalability. Combine the latest technology and remote capability to produce a state of the art building that can easily be installed remotely, meet the needs of your workforce, and withstand the tests of time.

- » Operations buildings
- » Maintenance buildings
- » Research labs
- » Equipment storage
- » Substations
- » Terminals
- » Security/toll huts
- » Gatehouses
- » Bathroom amenities

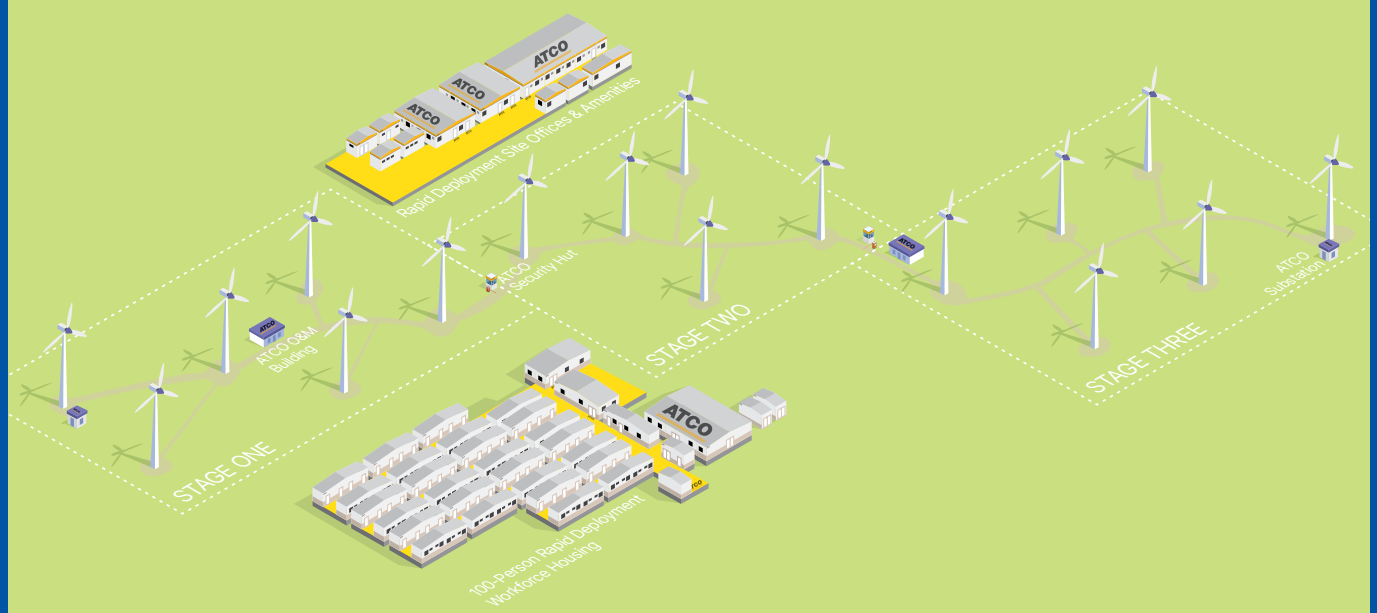


## Workforce Accommodation Camps

ATCO workforce accommodation camps encompass all the essential facilities required to create a complete home away from home for your workforce. These camps are engineered to be transportable via road, rail, and sea, and are constructed to function effectively in severe climates, ensuring protection against adverse weather conditions and local wildlife.

- » Rapid deployment village
- » Permanent village
- » Construction camp
- » Accommodation units
- » PWD accommodation units
- » Bath houses
- » Laundry facilities
- » Bathroom amenities
- » Dining halls
- » Commercial kitchens
- » Gymnasium
- » Recreational facilities
- » Waste Management
- » Medical buildings
- » Administration buildings
- » Security buildings
- » Gatehouses
- » Storage buildings
- » Power generation utilities
- » Water treatment utilities
- » Operational buildings
- » Training centres

## Wind Farm Construction





# Flexible Buildings to Suit Your Projects Needs

Due to the flexible nature of modular construction, site plans can be configured to suit the needs of the user and expanded to meet growth. Our design team works with you to ensure the needs of your workforce are met.

## Building Features

Designed and manufactured in Australia to Australian Building Standards, our turnkey modular buildings are constructed from sustainable and durable materials and include connection of sewage, electrical, HVAC, and data services.

Our design team works with you regarding roof line, external features, and signage to produce a state-of-the-art facility with a modern street appeal that is durable and easy to clean.

## Standard

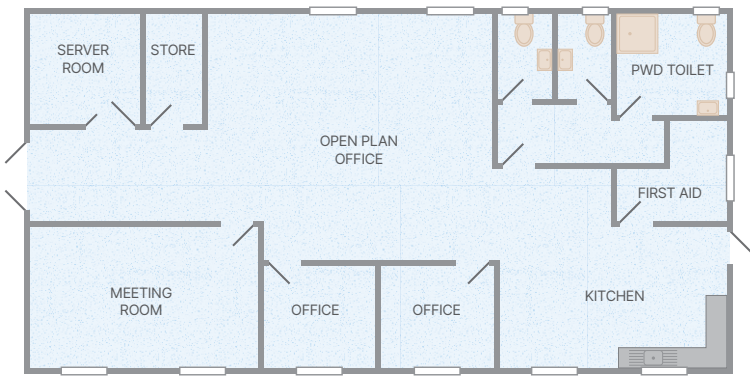
- » Steel frame
- » Aluminum windows
- » Colorbond cladding
- » Insulation
- » Easy clean walls
- » Carpet tiles to floors (where applicable)
- » Commercial grade vinyl to floors (where applicable)
- » Quality fittings and handles
- » Colorbond guttering and downpipes
- » Lighting, power, and data outlets
- » Security screens on windows
- » Air conditioning

## Additional

- » Whiteboards
- » Acoustic ceiling panels and ceiling fans
- » Smoke alarms and fire extinguishers
- » Commercial kitchen appliances
- » Master switching and sensor lights
- » Accessibility ramps and elevators
- » Accessibility paving and signage
- » Shelving and cabinetry
- » Roller blinds
- » Solar power
- » Rainwater tanks
- » Landscaping

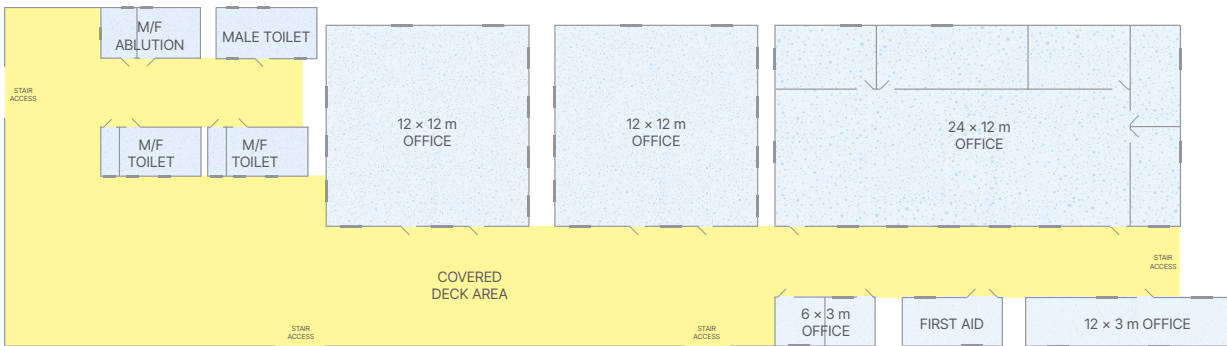


ATCO O&M Building Floor Plan

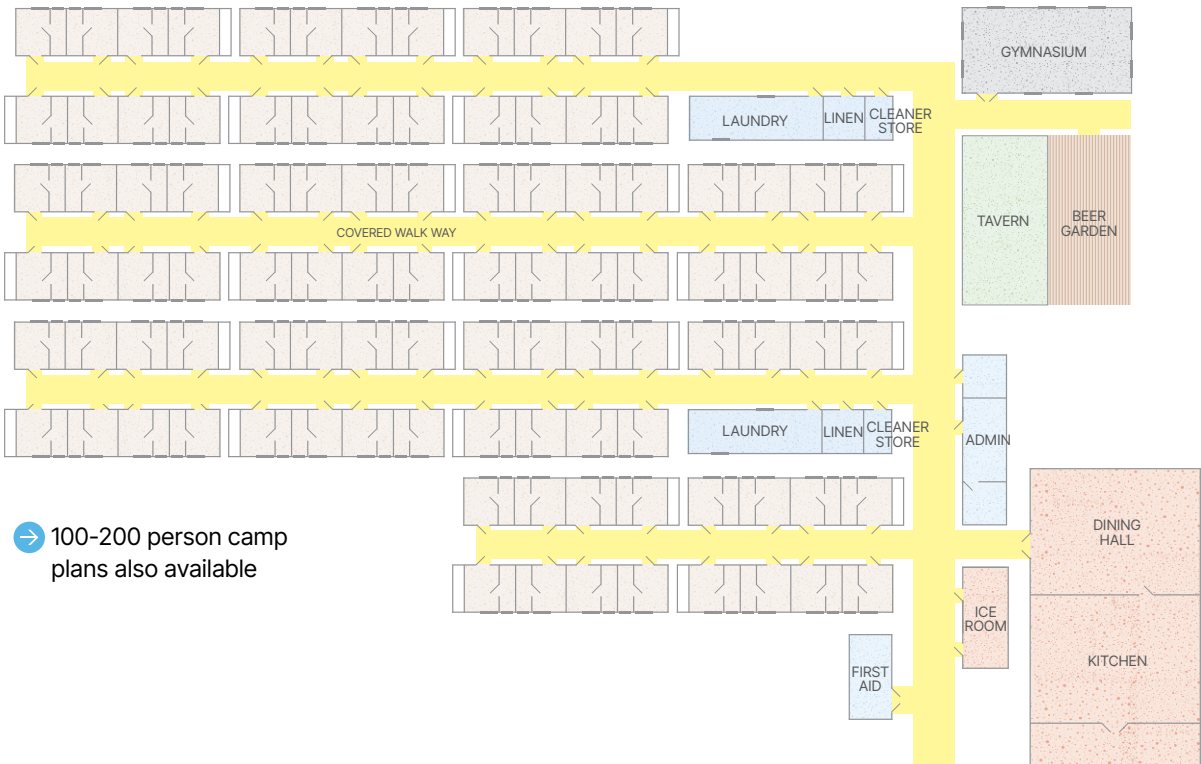


→ Scalable floorplans to suit the purpose of the building

ATCO Rapid Deployment Site Office and Amenities Plan



ATCO 100-person Rapid Deployment Workforce Accommodation Camp Plan



→ 100-200 person camp plans also available

# Featured Projects



## → Project Office and Amenities

Gold Coast Desalination Alliance, Tugan, QLD

This large office complex was installed adjacent to the Gold Coast Airport to accommodate the construction project team. Satellite sites were also located at Burleigh, Mudgeeraba, and Southport.

With a footprint of more than 7,200m<sup>2</sup> the complex included administration offices, meeting rooms, lunch rooms, bathroom facilities, first aid, and breakout spaces. A non-reflective roof and additional sound proofing were included in the design to reduce noise from the neighbouring air craft traffic.



## → Construction Compound

Melbourne Water Corporation, Currum Victoria

ATCO Structures designed, manufactured, and installed two large office complexes with a total foot print of 648 m<sup>2</sup> and male/female and accessible bathroom amenities.

The buildings were manufactured and installed over a two month period without delay.



## → Operations and Maintenance Building

Australia Pacific LNG, Biloela, QLD

ATCO delivered a custom, aesthetically pleasing modular solution measuring at more than 400 m<sup>2</sup> for the Permanent Operations and Maintenance Field Base for Australia Pacific LNG (APLNG) in Biloela.

An in-situ build aesthetic was achieved through the application of architectural external cladding combined with an increased pitch clerestory roof which was achieved utilising a separate roof truss system.



## → Mt Piper Power Station O&M Facility

Mt Piper Power Station, Lithgow, NSW

Working with Abergeldie, ATCO designed, manufactured, and installed a 33 m x 14 m operations and maintenance facility for maintenance staff located at the Mt Piper Power Station.

The fully airconditioned facility included a laboratory, equipment control room, first aid facilities, administration office, meeting rooms, a lunch room, and bathroom amenities.





### → Construction Camp and Operational Buildings

Wilpinjong Mine, Wilpinjong, NSW

The Wilpinjong Construction Camp is a comprehensive project that included treatment plants and power generation facilities. It will accommodate 100 coal mining workers. All buildings were manufactured in Brisbane and consist of 30 accommodation units, communal facilities, operational buildings, and water, power, and waste treatment plants.



### → Blast Resistant Accommodation and Operational Buildings

Wheatstone, Talandji, WA

ATCO Structures completed the design, manufacture, and installation of 357 accommodation buildings (6.2 k Pa), a 2,756 m<sup>2</sup> office complex (100 k Pa), and a 1,995 m<sup>2</sup> training center (25 k Pa). All buildings were installed within the blast radius of the Wheatstone Oil and Gas Project and were required to meet a peak overpressure of 6.2 k Pa.

Throughout the project, ongoing transparent communication with all subcontractors ensured a successful project with no delivery delays.



### → Transient Workforce Village

Bay Village, Karratha Bay, WA

The double-storey accommodation units, recreational buildings, and operational buildings for this camp were manufactured in Perth, featuring high-specification interiors chosen for their aesthetic appeal and durability to accommodate Woodside's transient workforce.

The project required custom-engineered footings, and custom-designed verandas/stairs to withstand the conditions of Karratha's cyclonic season. The camp was delivered on time and within budget despite a cyclone occurring during the installation.



### → Permanent Workforce Village

Eilwana, Pilbara, WA

The Fortescue Metals Group (FMG) Eilwana Village accommodates 1,002 workers with a focus on and features a sporting oval, swimming pool, cricket pitch, theatre room, gymnasium, and operational buildings.

The permanent village utilised existing buildings relocated from Onslow and new buildings that were manufactured at two locations requiring precise inventory and logistics management.

# National Sales & Manufacturing Coverage



- Sales Branch & Manufacturing
- Sales Branch

**ATCO** Structures™

**CORPORATE OFFICE** 55 Tonka Street, Luscombe Qld 4207  
**ADELAIDE** 55–61 Kaurna Avenue, Edinburgh SA 5111  
**BRISBANE** 33 Empire Drive, Luscombe Qld 4207  
**CANBERRA** 9 Pethard Road, Hume ACT 2620  
**MACKAY** 78 Harbour Road, Mackay Qld 4740  
**MELBOURNE** 128 Hallam Valley Road, Dandenong South Vic 3175

**NEWCASTLE** 2376 Pacific Highway, Heatherbrae NSW 2324  
**PERTH** 28 Armstrong Road, Hope Valley WA 6165  
**ROCKLEA** 10–14 Ashover Road, Rocklea Qld 4106  
**SYDNEY** 47 Mulgrave Road, Mulgrave NSW 2756  
**TOWNSVILLE** 826 Ingham Road, Bohle Qld 4818

[structures.atco.com](http://structures.atco.com) | 1800 70 70 77 